

MILLSAPS COLLEGE AVERAGE GPAs
ADMITTED CANDIDATES AND PROGRAM COMPLETERS

ACADEMIC YEAR	NUMBER ADMITTED		NUMBER COMPLETED	
	AVERAGE GPAs		AVERAGE GPAs	
2012-2013	20 Candidates	GPA 3.19	13 Completers	GPA 3.5
2011-2012	8 Candidates	GPA 3.32	16 Completers	GPA 3.4
2010-2011	32 Candidates	GPA 3.24	19 Completers	GPA 3.52
2009-2010	13 Candidates	GPA 3.11	13 Completers	GPA 3.21

Summary Institution-Level Pass Rate Data: Traditional Teacher Preparation Program Within IHE



*HEOA - Title II
2013 - 2014 Academic Year*

Institution Name	MILLSAPS COLLEGE
Institution Code	1471
State	Mississippi

February 12, 2015


Group	Statewide					
	Number Taking Assessment¹	Number Passing Assessment²	Institutional Pass Rate	Number Taking Assessment¹	Number Passing Assessment²	Statewide Pass Rate
All program completers, 2013-14	15	12	80%	1260	1186	94%
All program completers, 2012-13	14	13	93%	1270	1207	95%
All program completers, 2011-12	12	12	100%	1631	1591	98%

Note: In cases where there are less than ten students taking the assessment or license/certificate, the number passing and pass rate are not reported.

¹ Number of completers taking one or more assessments within their area of specialization.

² Summary level "Number Taking Assessment" may differ from assessment level "Number Taking Assessment" because each student is counted once at the summary level but multiple assessments at the assessment level.

Summary Institution-Level Pass Rate Data: Traditional Teacher Preparation Program Within IHE

	HEOA - Title II 2012 - 2013 Academic Year					
	Institution Name MILLSAPS COLLEGE					
	Institution Code 1471					
	State Mississippi					
						<i>January 31, 2014</i>
	Statewide					
<i>Group</i>	<i>Number Taking Assessment¹</i>	<i>Number Passing Assessment²</i>	<i>Institutional Pass Rate</i>	<i>Number Taking Assessment¹</i>	<i>Number Passing Assessment²</i>	<i>Statewide Pass Rate</i>
All program completers, 2012-13	14	13	93%	1266	1185	94%
All program completers, 2011-12	12	12	100%	1630	1582	97%
All program completers, 2010-11	22	22	100%	1131	1110	98%

Note: In cases where there are less than ten students taking the assessment or license/certificate, the number passing and pass rate are not reported.

¹ Number of completers taking one or more assessments within their area of specialization.

² Summary level "Number Taking Assessment" may differ from assessment level "Number Taking Assessment" because each student is counted once at the summary level but may be counted in multiple assessments at the assessment level.

Single Assessment Institution-Level Pass Rate Data: Traditional Teacher Preparation Program Within IHE



**HEOA - Title II
2011 - 2012 Academic Year**

Institution Name	MILLSAPS COLLEGE
Institution Code	1471
State	Mississippi

Assessment Information ¹	Group	Number Taking Assessment	Number Passing Assessment	Institutional Pass Rate	Institutional Average Scaled Score	Assessment Cut Score ²	Statewide		
							Number Taking Assessment	Number Passing Assessment	Statewide Pass Rate
EDUCATION OF YOUNG CHILDREN (0021) Test Company: ETS Score Range: 100-200	All enrolled students who have completed all nonclinical courses, 2011-12								
	Other enrolled students, 2011-12						1		
	All program completers, 2011-12						2		
	All program completers, 2010-11						2		
	All program completers, 2009-10								
ELEM ED CONTENT KNOWLEDGE (0014) Test Company: ETS Score Range: 100-200	All enrolled students who have completed all nonclinical courses, 2011-12								
	Other enrolled students, 2011-12								
	All program completers, 2011-12						1		
	All program completers, 2010-11								
	All program completers, 2009-10								
ELEM ED CURR INSTRUC ASSESSMENT (0011) Test Company: ETS Score Range: 100-200	All enrolled students who have completed all nonclinical courses, 2011-12						114	104	91%
	Other enrolled students, 2011-12	3				158	342	241	70%
	All program completers, 2011-12	6				158	1000	982	98%
	All program completers, 2010-11	15	15	100%	180	158	755	740	98%
	All program completers, 2009-10	7				158	948	934	99%
ENGL LANG LIT COMP CONTENT KNOWLEDGE (0041) Test Company: ETS Score Range: 100-200	All enrolled students who have completed all nonclinical courses, 2011-12						9		
	Other enrolled students, 2011-12						44	30	68%
	All program completers, 2011-12	1				157	80	76	95%
	All program completers, 2010-11	3				157	61	61	100%
	All program completers, 2009-10	1				157	62	62	100%

Single Assessment Institution-Level Pass Rate Data: Traditional Teacher Preparation Program Within IHE




**HEOA - Title II
2011 - 2012 Academic Year**

Institution Name	MILLSAPS COLLEGE
Institution Code	1471
State	Mississippi

Assessment Information ¹	Group	Number Taking Assessment	Number Passing Assessment	Institutional Pass Rate	Institutional Average Scaled Score	Assessment Cut Score ²	Statewide		
							Number Taking Assessment	Number Passing Assessment	Statewide Pass Rate
PRINCIPAL LEARNING AND TEACHING K-6 (0522) Test Company: ETS Score Range: 100-200	All enrolled students who have completed all nonclinical courses, 2011-12						14	12	86%
	Other enrolled students, 2011-12						63	48	76%
	All program completers, 2011-12	5				152	510	498	98%
	All program completers, 2010-11	16	16	100%	177	152	787	777	99%
	All program completers, 2009-10	7				152	1026	1016	99%
GENERAL CORE KNOWLEDGE & APPLICATIONS (0354) Test Company: ETS Score Range: 100-200	All enrolled students who have completed all nonclinical courses, 2011-12						7		
	Other enrolled students, 2011-12						13	11	85%
	All program completers, 2011-12						64	63	98%
	All program completers, 2010-11						17	17	100%
	All program completers, 2009-10								
SOCIAL STUDIES CONTENT KNOWLEDGE (0081) Test Company: ETS Score Range: 100-200	All enrolled students who have completed all nonclinical courses, 2011-12	1				143	19	17	89%
	Other enrolled students, 2011-12						36	23	64%
	All program completers, 2011-12	3				143	139	136	98%
	All program completers, 2010-11	3				143	91	91	100%
	All program completers, 2009-10	1				143	92	91	99%
SPANISH PRODUCTIVE LANGUAGE SKILLS (0192) Test Company: ETS Score Range: 100-200	All enrolled students who have completed all nonclinical courses, 2011-12								
	Other enrolled students, 2011-12								
	All program completers, 2011-12								
	All program completers, 2010-11								
	All program completers, 2009-10						3		


Single Assessment Institution-Level Pass Rate Data: Traditional Teacher Preparation Program Within IHE

	HEOA - Title II 2010 - 2011 Academic Year	
	Institution Name	MILLSAPS COLLEGE
	Institution Code	1471
	State	Mississippi

March 7, 2012

Assessment Information ¹	Group	Number Taking Assessment	Number Passing Assessment	Institutional Pass Rate	Institutional Average Scaled Score	Assessment Cut Score ²	Statewide			
							Number Taking Assessment	Number Passing Assessment	Statewide Pass Rate	Statewide Average Scaled Score
ELEM ED CURR INSTRUC ASSESSMENT (0011) Test Company: ETS Score Range: 100-200	All enrolled students who have completed all nonclinical courses, 2010-11	2				158	115	99	86%	167
	Other enrolled students, 2010-11						411	343	83%	169
	All program completers, 2010-11	13	13	100%	179	158	748	716	96%	171
	All program completers, 2009-10	7				158	947	930	98%	172
	All program completers, 2008-09	11	11	100%	175	150	821	801	98%	171
ENG LANG LIT COMP CONTENT KNOWLEDGE (0041) Test Company: ETS Score Range: 100-200	All enrolled students who have completed all nonclinical courses, 2010-11						12	11	92%	168
	Other enrolled students, 2010-11						43	32	74%	166
	All program completers, 2010-11	3				157	61	59	97%	175
	All program completers, 2009-10	1				157	61	61	100%	173
	All program completers, 2008-09						81	81	100%	174
FAMILY AND CONSUMER SCIENCES II (0121) Test Company: ETS Score Range: 100-200	All enrolled students who have completed all nonclinical courses, 2010-11									
	Other enrolled students, 2010-11						2			
	All program completers, 2010-11									
	All program completers, 2009-10						1			
	All program completers, 2008-09						1			
FRENCH PRODUCTIVE LANGUAGE SKILLS (0171) Test Company: ETS Score Range: 100-200	All enrolled students who have completed all nonclinical courses, 2010-11									
	Other enrolled students, 2010-11									
	All program completers, 2010-11									
	All program completers, 2009-10									
	All program completers, 2008-09						1			

Single Assessment Institution-Level Pass Rate Data: Traditional Teacher Preparation Program Within IHE

	HEOA - Title II 2010 - 2011 Academic Year	
	Institution Name MILLSAPS COLLEGE	
	Institution Code 1471	
	State Mississippi	

March 7, 2012

Assessment Information ¹	Group	Number Taking Assessment	Number Passing Assessment	Institutional Pass Rate	Institutional Average Scaled Score	Assessment Cut Score ²	Statewide			
							Number Taking Assessment	Number Passing Assessment	Statewide Pass Rate	Statewide Average Scaled Score
PRINCIPLES LEARNING AND TEACHING K-6 (0522) Test Company: ETS Score Range: 100-200	All enrolled students who have completed all nonclinical courses, 2010-11	4				152	134	127	95%	166
	Other enrolled students, 2010-11						426	382	90%	167
	All program completers, 2010-11	13	13	100%	176	152	787	772	98%	169
	All program completers, 2009-10	7				152	1025	1015	99%	170
	All program completers, 2008-09	11	11	100%	173	152	912	903	99%	170
SE CORE KNOWLEDGE & APPLICATIONS (0354) Test Company: ETS Score Range: 100-200	All enrolled students who have completed all nonclinical courses, 2010-11						5			
	Other enrolled students, 2010-11						20	20	100%	167
	All program completers, 2010-11						17	17	100%	167
	All program completers, 2009-10									
	All program completers, 2008-09									
SOCIAL STUDIES: CONTENT KNOWLEDGE (0081) Test Company: ETS Score Range: 100-200	All enrolled students who have completed all nonclinical courses, 2010-11						12	12	100%	160
	Other enrolled students, 2010-11						52	45	87%	156
	All program completers, 2010-11	3				143	88	88	100%	159
	All program completers, 2009-10	1				143	92	91	99%	158
	All program completers, 2008-09	1				143	91	89	98%	160
SPANISH PRODUCTIVE LANGUAGE SKILLS (0192) Test Company: ETS Score Range: 100-200	All enrolled students who have completed all nonclinical courses, 2010-11						1			
	Other enrolled students, 2010-11						1			
	All program completers, 2010-11									
	All program completers, 2009-10						3			
	All program completers, 2008-09	2				155	4			